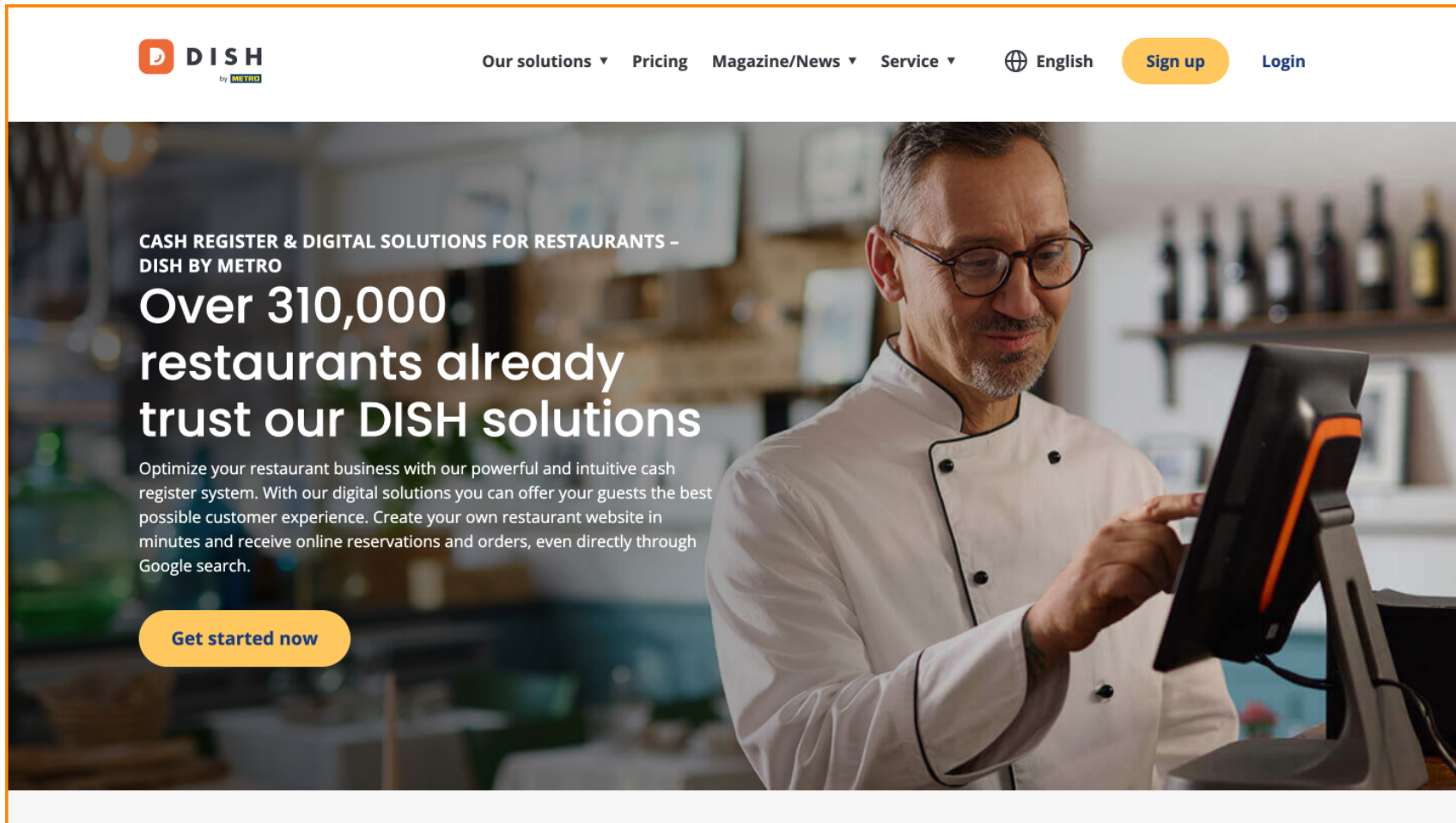




Welcome to the [dish.co homepage](https://dish.co). In this tutorial we show you how to log in to DISH Weblisting.





First, click on **Login**.



[Our solutions](#) ▾

[Pricing](#)

[Magazine/News](#) ▾

[Service](#) ▾

[English](#)

[Sign up](#)

[Login](#)

CASH REGISTER & DIGITAL SOLUTIONS FOR RESTAURANTS –
DISH BY METRO

**Over 310,000
restaurants already
trust our DISH solutions**


Optimize your restaurant business with our powerful and intuitive cash register system. With our digital solutions you can offer your guests the best possible customer experience. Create your own restaurant website in minutes and receive online reservations and orders, even directly through Google search.

[Get started now](#)





You then can choose between using your **mobile number** or **email-address** to log in.

English ▾

Sign-in to DISH

Please sign-in to your Dish account using your Mobile number or Email.

Mobile number

Email

Username or email

Password

☐ Remember me

[Forgot Password?](#)

Log In

[No Account yet?](#)



Afterward, enter your **credentials**.



English ▾

Sign-in to DISH


Please sign-in to your Dish account using your Mobile number or Email.

Mobile number

Email

Username or email

Password



☐ Remember me

[Forgot Password?](#)

Log In

[No Account yet?](#)



And click on **Log in** to continue.



English ▾

Sign-in to DISH

Please sign-in to your Dish account using your Mobile number or Email.

Mobile number

Email

training@dish.digital

Username or email

.....

Password



☐ Remember me

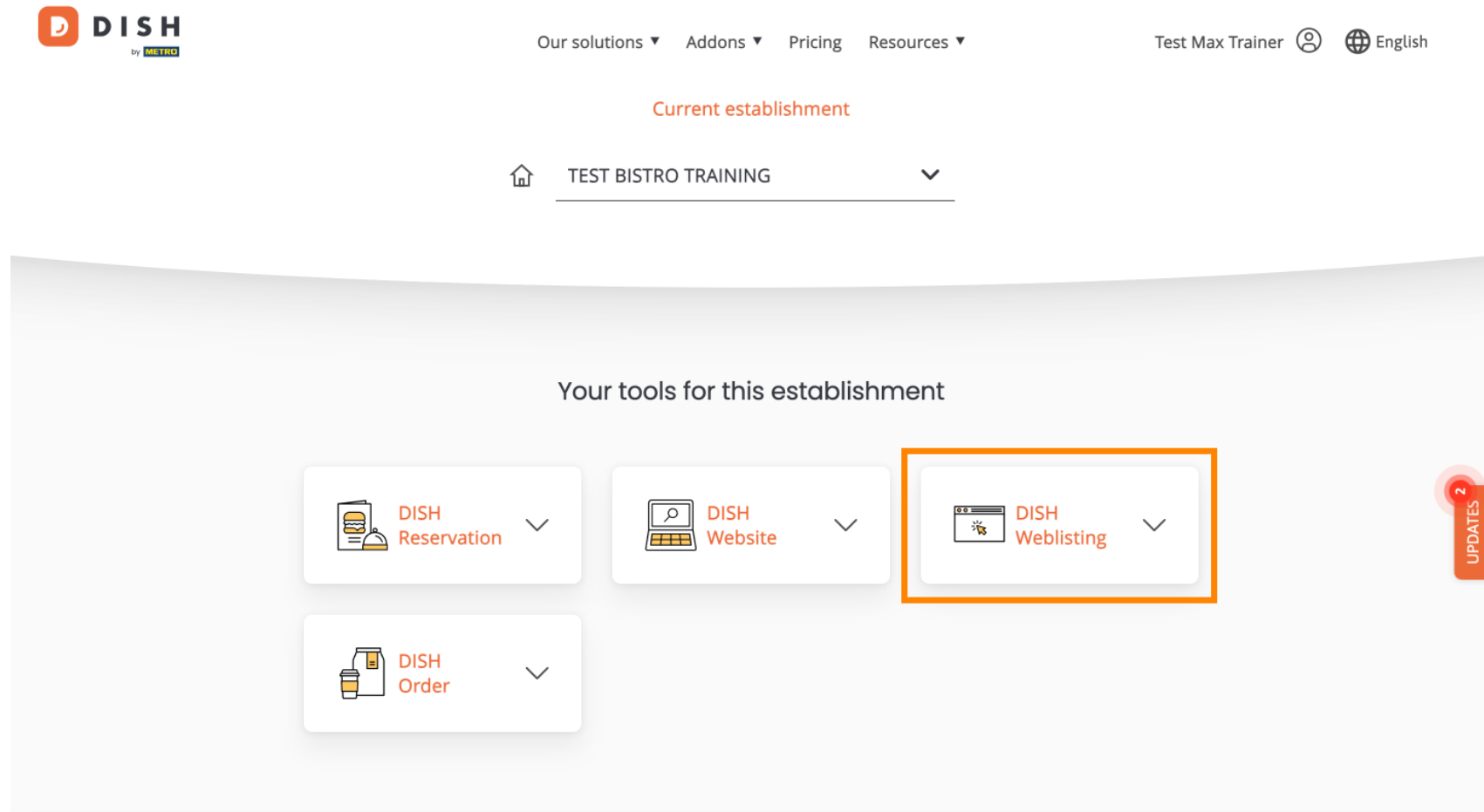
[Forgot Password?](#)

Log In

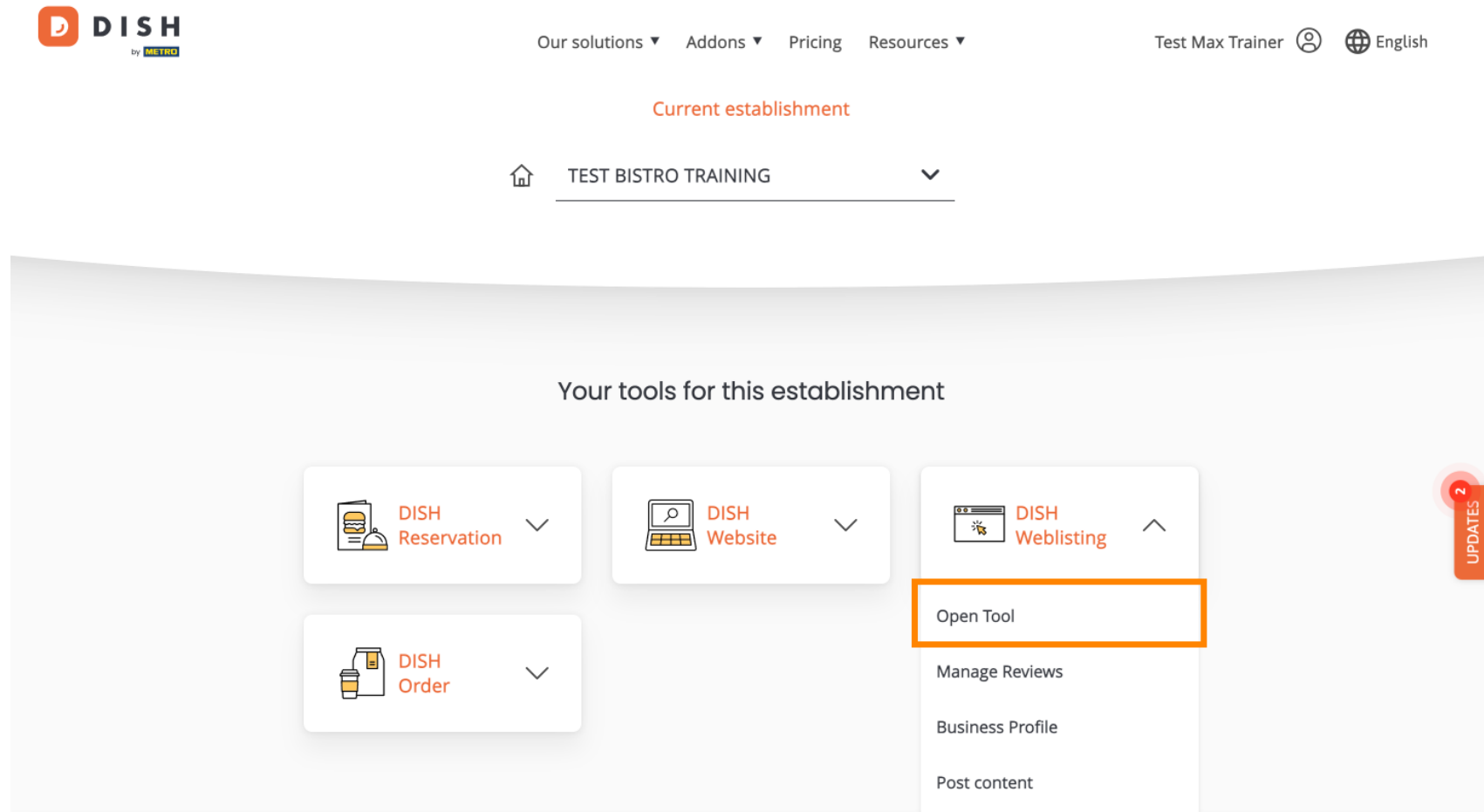
[No Account yet?](#)



Once you are logged in, you will be at your dashboard. From there, click on **DISH Weblisting**.



 Then click on **Open Tool**, to open your DISH Weblisting dashboard.





That's it. You have completed the tutorial and now know how to log in to DISH Weblisting.

The screenshot shows the DISH Weblisting dashboard for a business named 'Cafe Porto' located at 'Am Schlagbaum 1'. The dashboard is divided into four main sections:

- Profile Completeness:** Shows a 100% completion rate with a large orange circle. Below it is an 'UPDATE PROFILE' button.
- Overall rating on Google:** Displays a 3.8 rating based on 10 reviews, represented by four stars. Below this is a 'Latest reviews tendency' chart showing the distribution of star ratings (5 stars: 3 reviews, 4 stars: 3 reviews, 3 stars: 3 reviews, 2 stars: 1 review, 1 star: 0 reviews). A 'MANAGE REVIEWS' button is at the bottom.
- Rating on other networks:** Shows a Google rating of 3.8/5 based on reviews. A 'HOW CAN I IMPROVE?' button is at the bottom.
- Your business on Google:** Indicates that the listing is active on Google. It includes links to 'View on Google Search' and 'View on Google Maps', and a 'Stop managing listing' button.

The top navigation bar includes links for DASHBOARD, PROFILE, REVIEWS, and POSTS. The bottom footer contains links for Contacts, Terms of use, Data privacy, and Cookie settings, along with a copyright notice: © Hospitality Digital 2020 - All rights reserved.



Szkennelés az interaktív lejátszó megnyitásához